

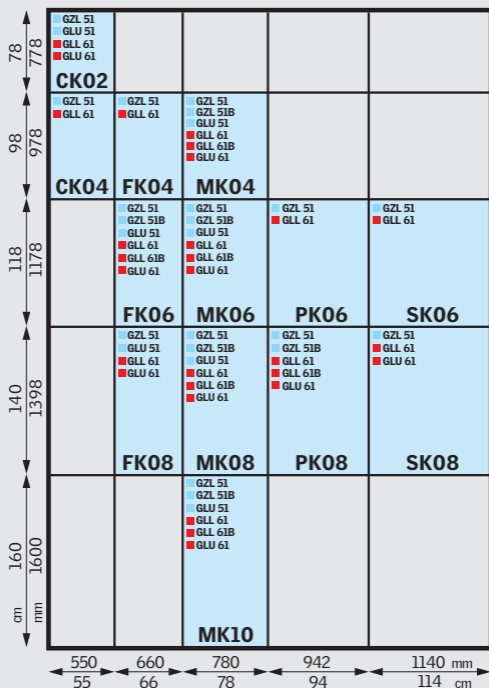
VELUX roof windows

CEE product programme

Standard

Standard Plus

Available sizes



Variants

- 51 Top operated GZL and GLU
- 51B Bottom operated GZL
- 61 Top operated GLL and GLU
- 61B Bottom operated GLL and GLU

* For Premium roof windows, please see the VELUX Product programme guide

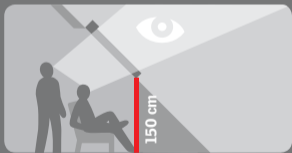
VELUX®

Choose the right roof window and installation height



Low installation
- top operation recommended

Solutions with best possible view, operation and flexibility.
For roof pitch 15°-90°



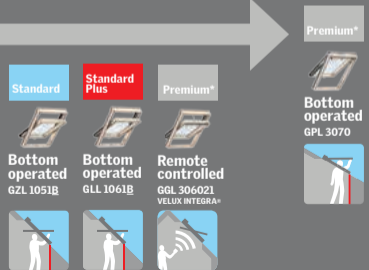
High installation
- bottom operation recommended



For roof pitch 15°-55°



For roof pitch 15°-90°



* For Premium roof windows, please see the VELUX Product programme guide